

# No-Hub

List Price Schedule NH-124  
Effective January 1, 2024  
(Updated June 12, 2024)  
Supersedes Price Schedule NH-422

Possession of this price list shall not be construed as an offer to sell the products listed.  
Charlotte Pipe and "You can't beat the system" are registered trademarks of Charlotte Pipe and Foundry Company.  
©1963-2024 Charlotte Pipe and Foundry Company



## >> No-Hub (Hubless) Cast Iron Soil Pipe and Fittings

Please contact Customer Service or refer to Excel and HTML price sheets on [www.charlottepipe.com](http://www.charlottepipe.com) for crate and half-crate quantities.

ASTM A 888 & CISPI 301

Size	*UPC# 611942-	Weight	List Price Each	Size	*UPC# 611942-	Weight	List Price Each
------	------------------	--------	--------------------	------	------------------	--------	--------------------



### Part No. NH 1 No-Hub (Standard) Coupling

1½	00097	.2	NHC
2x1½	00099	.4	NHC
2	00098	.3	NHC
3x2	00101	.4	NHC
3	00100	.3	NHC
4x3	00103	.8	NHC
4	00102	.7	NHC
5	00104	.9	NHC
6	00105	1.0	NHC
8	00106	1.4	NHC
10	00107	1.7	NHC



### Part No. MDC 2 Heavy Duty (MD) Coupling

1½	13907	.4	MDC
2	13908	.4	MDC
3	13909	.6	MDC
4	13910	.7	MDC
5	13911	1.2	MDC
6	13912	1.4	MDC
8	13913	1.5	MDC
10	13914	1.9	MDC

**NHC > Please see list price in No-Hub (Standard) Couplings price sheet.**  
**MDC > Please see list price in Heavy Duty (MD) Couplings price sheet.**  
**SDC > Please see list price in Heavy Duty (HD) Couplings price sheet.**

See page 15 for pipe bundle quantities.



### Part No. SDC 4 Heavy Duty (HD) Coupling

1½	11512	.5	SDC
2	11513	.6	SDC
3	11514	.7	SDC
4	11515	.9	SDC
5	11516	1.5	SDC
6	11517	1.7	SDC
8	11518	2.1	SDC
10	11519	2.5	SDC



### Part No. HD 1 Heavy Duty Coupling

12	09632	2.3	SDC
15	09633	2.7	SDC

### Part No. NH 2 No-Hub Pipe

Size	*UPC#	Weight	List Price
1½"x10'	00128	28.5	<b>\$173.60</b>
2"x10'	00129	35.0	<b>173.90</b>
3"x10'	00130	54.0	<b>240.50</b>
4"x10'	00131	76.0	<b>312.20</b>
5"x10'	00132	97.6	<b>449.10</b>
6"x10'	00133	117.8	<b>536.70</b>
8"x10'	00134	170.9	<b>834.50</b>
10"x10'	00135	254.6	<b>1,417.90</b>
12"x10'	09606	318.1	<b>2,059.70</b>
15"x10'	09607	492.6	<b>3,010.00</b>

Charlotte Pipe requires that its hubless cast iron pipe and fittings be joined only with shielded hubless couplings manufactured in accordance with CISPI 310, ASTM C 1277 and certified by NSF® International or with Heavy Duty Couplings meeting ASTM C 1540. Failures in installations using couplings not supplied by Charlotte Pipe® are not the responsibility of this Company.

**You can't beat the system.®**

Charlotte Pipe® products are manufactured to the applicable ASTM standard. Charlotte Pipe and Foundry cannot accept responsibility for the performance, dimensional accuracy, or compatibility of pipe, fittings, gaskets, or couplings not manufactured or sold by Charlotte Pipe and Foundry.

Size	*UPC# 611942-	Weight	List Price Each	Size	*UPC# 611942-	Weight	List Price Each
	<b>Part No. NH 4 Quarter Bend</b>				<b>Part No. NH 8 B Quarter Bend with Extended Low Heel Inlet</b>		
1½	00136	1.6	\$23.60	3x2	12024	8.0	\$100.60 <b>N</b>
2	00137	2.3	25.70		<b>Part No. NH 9 Fifth Bend</b>		
3	00141	4.4	35.90	2	12025	2.3	\$41.60 <b>N</b>
4	00146	7.3	53.00	3	12026	3.7	59.10 <b>N</b>
5	00148	9.9	119.30	4	00165	5.7	92.60
6	00149	13.7	132.30		<b>Part No. NH 10 Sixth Bend</b>		
8	00150	20.6	359.90	2	00166	2.2	\$27.00
4x3 <small>Reducing Increasing</small>	00147	5.4	107.60	3	00167	3.0	35.00
	<b>Part No. NH 4 Long Quarter Bend</b>			4	00168	5.4	46.80
2x12	00138	5.4	\$72.30		<b>Part No. NH 12 Eighth Bend</b>		
2x18	00139	8.6	111.10	1½	00169	1.5	\$19.60
2x24	00140	10.6	146.00	2	00170	1.8	22.10
3x12	00142	7.5	122.60	3	00173	3.0	29.70
4x12	00144	11.3	181.80	4	00176	3.7	38.90
	<b>Part No. NH 4 A Tapped Quarter Bend</b>			5	00178	7.2	80.90
1½x1½	00152	1.9	\$31.90	6	00179	8.6	86.10
2x1¼	00153	2.1	34.60	8	00180	14.9	248.00
2x1½	00154	1.8	29.70	10	00181	30.8	471.30
2x2	00155	2.8	43.70	12	09608	42.0	952.80
	<b>Part No. NH 6 Quarter Bend with 2" Side Inlet</b>			15	09609	63.4	1,900.50
3	00156	5.1	\$72.50	2x6 <small>Long</small>	12104	2.4	69.80 <b>N</b>
4	00157	7.5	118.60	2x12 <small>Long</small>	00171	4.5	69.10
	<b>Part No. NH 8 Quarter Bend with 2" Heel Inlet</b>			2x18 <small>Long</small>	00172	7.3	103.00
3	00158	5.5	\$56.70	3x12 <small>Long</small>	00174	7.4	109.20
4	00159	7.1	72.30	3x18 <small>Long</small>	00175	10.2	172.50
	<b>Part No. NH 8 A Double Quarter Bend</b>			4x12 <small>Long</small>	00177	9.6	171.50
2	00160	4.4	\$57.90		<b>Part No. NH 14 Sixteenth Bend</b>		
3	00161	6.9	93.10	1½	00182	1.2	\$20.70
4	00162	9.3	122.50	2	00183	1.4	22.60
				3	00184	2.2	26.30
				4	00185	3.3	34.80
				5	00186	5.1	77.00
				6	00187	6.5	93.10
				8	00188	11.4	148.10

**N = Non-stock item; Contact customer service for availability.**

Size	*UPC# 611942-	Weight	List Price Each	Size	*UPC# 611942-	Weight	List Price Each
------	------------------	--------	--------------------	------	------------------	--------	--------------------



**Part No. NH 16  
Short Sweep**

2	00189	3.8	<b>\$35.90</b>
3	00190	6.5	<b>46.80</b>
4	00191	8.5	<b>82.80</b>
5	00192	12.7	<b>145.10</b>
6	00193	16.7	<b>152.40</b>
8	00194	27.4	<b>394.40</b>
10	00195	50.9	<b>719.60</b>
12	09621	61.3	<b>2,246.90</b>
15	09622	105.6	<b>2,943.00</b>



**Part No. EZS 14  
Extended Short Sweep**

2x18	04448	7.9	<b>\$150.50</b>
2x24	04444	10.8	<b>165.70</b>
2x34	04449	14.0	<b>279.70</b>



**Part No. NH 18  
Long Sweep**

1½	00198	4.6	<b>\$60.00</b>	
2	00199	5.7	<b>56.00</b>	
3	00201	9.3	<b>67.80</b>	
4	00203	11.8	<b>107.90</b>	
5	00204	18.2	<b>195.10</b>	
6	00205	23.2	<b>238.40</b>	
4x3	Reducing Increasing	00202	12.4	<b>216.40</b>



**Part No. NH 20  
Wye**

1½	00207	2.5	<b>\$33.50</b>
2	00208	3.3	<b>32.70</b>
3x1½	00215	4.4	<b>42.50</b>
3x2	00216	4.4	<b>35.40</b>
3	00209	4.4	<b>47.70</b>
4x2	00217	4.7	<b>50.70</b>
4x3	00218	7.5	<b>66.40</b>
4	00210	9.4	<b>76.40</b>
5x2	00220	8.6	<b>112.10</b>
5x3	00221	10.3	<b>157.40</b>
5x4	00219	12.5	<b>161.90</b>
5	00211	14.8	<b>180.90</b>
6x2	00225	9.4	<b>124.80</b>
6x3	00224	12.1	<b>157.40</b>
6x4	00223	13.9	<b>161.90</b>
6x5	00222	17.1	<b>196.50</b>
6	00212	19.0	<b>203.00</b>
8x3	00227	17.2	<b>254.20</b>
8x4	00228	21.3	<b>278.50</b>
8x5	00229	23.5	<b>337.40</b>
8x6	00230	28.1	<b>342.50</b>
8	00213	33.3	<b>478.00</b>
10x4	00231	33.1	<b>735.60</b>
10x6	00232	42.3	<b>770.00</b>
10x8	00233	56.8	<b>924.00</b>
10	00214	75.4	<b>1,060.80</b>
12	09619	97.0	<b>2,089.10</b>
15	09620	189.5	<b>4,859.50</b>



**Part No. NH 21  
Double Wye**

2	00234	4.5	<b>\$52.00</b>
3x2	00241	5.5	<b>80.90</b>
3	00235	8.0	<b>95.90</b>
4x2	00242	6.9	<b>107.60</b>
4x3	00243	8.7	<b>121.60</b>
4	00236	11.9	<b>194.70</b>
5x4	00244	14.9	<b>258.30</b>
6x4	00245	16.2	<b>277.70</b>
6	00237	27.4	<b>343.70</b>
8	00238	47.5	<b>1,012.40</b>
8x4	00246	23.1	<b>490.20</b>
8x6	00247	31.7	<b>667.10</b>

**! WARNING**

Testing with or use of compressed air or gas in Cast Iron pipe or fittings can result in explosive failures and cause severe injury or death.

AIR/GAS



- NEVER test with or transport/store compressed air or gas in Cast Iron pipe or fittings.
- NEVER test Cast Iron pipe or fittings with compressed air or gas.
- ONLY use Cast Iron pipe and fittings for drain, waste and vent or sanitary sewer applications.

Size	*UPC# 611942-	Weight	List Price Each	Size	*UPC# 611942-	Weight	List Price Each
------	------------------	--------	--------------------	------	------------------	--------	--------------------



**Part No. NH 21 A  
Upright Wye**

2	00248	4.6	<b>\$57.50</b>
3x2	00251	5.6	<b>56.30</b>
3	00249	9.4	<b>78.60</b>
4x2	00252	7.4	<b>79.00</b>
4x3	00253	10.1	<b>105.00</b>
4	00250	12.5	<b>207.90</b>
5x2	04428	9.5	<b>341.50</b>
5	04740	20.9	<b>389.50</b>



**Part No. NH 22  
Combination Wye and Eighth Bend**

1½	00260	3.1	<b>\$35.60</b>
2x1½	00267	3.5	<b>39.70</b>
2	00261	4.1	<b>37.40</b>
3x1½	00268	5.2	<b>62.00</b>
3x2	00269	5.5	<b>46.80</b>
3	00262	8.1	<b>58.80</b>
4x2	00271	6.8	<b>60.90</b>
4x3	00272	9.4	<b>86.60</b>
4	00263	14.2	<b>113.60</b>
5x2	00273	8.6	<b>156.80</b>
5x3	00274	12.6	<b>193.40</b>
5x4	00275	16.7	<b>213.60</b>
5	00264	19.5	<b>231.60</b>
6x2	00276	10.9	<b>157.40</b>
6x3	00277	14.8	<b>191.00</b>
6x4	00278	18.3	<b>182.70</b>
6x5	00279	22.4	<b>249.50</b>
6	00265	29.7	<b>310.90</b>
8x4	00280	24.9	<b>378.90</b>
8x6	00281	34.2	<b>566.70</b>
8	00266	42.6	<b>727.10</b>




**Part No. EZS 15  
Extended Combination**

2x24	04453	11.9	<b>\$193.10</b>
2x36	04450	15.3	<b>314.30</b>

**How To Determine Right Or  
Left Hand Inlets:**

**For All Branch Fittings.**

Place the spigot near you with  
the branch facing upward.



**Part No. NH 24  
Double Combination**

2	00284	6.7	<b>\$88.90</b>
3x2	00287	7.9	<b>116.40</b>
3	00285	11.7	<b>136.80</b>
4x2	00290	8.5	<b>169.90</b>
4x3	00291	13.7	<b>178.20</b>
4	00286	20.0	<b>269.00</b>



**Part No. NH 26  
Tapped Wye**

2x1½	00295	3.4	<b>\$76.40</b>
2x2	04421	4.6	<b>82.60</b>
3x1½	00296	4.6	<b>83.20</b>
3x2	00297	5.5	<b>94.00</b>
4x1½	00298	6.0	<b>93.10</b>
4x2	00299	6.9	<b>102.90</b>













**Part No. NH 27  
Tapped Double Wye**










2x1½	00300	5.5	<b>\$151.80</b>
------	-------	-----	-----------------



**Part No. NH 28  
Sanitary Tee**

1½	00301	2.9	<b>\$33.10</b>
2x1½	00308	3.3	<b>35.90</b>
2	00302	3.4	<b>35.40</b>
3x1½	00309	4.4	<b>41.90</b>
3x2	00310	4.3	<b>38.70</b>
3	00303	5.4	<b>43.70</b>
4x2	00312	6.0	<b>55.50</b>
4x3	00313	7.3	<b>63.50</b>
4	00304	8.1	<b>82.70</b>
5x2	00314	8.1	<b>138.10</b>
5x3	00315	10.1	<b>145.10</b>
5x4	00316	11.3	<b>149.30</b>
5	00305	12.1	<b>193.10</b>
6x2	00317	9.3	<b>142.70</b>
6x3	00318	11.2	<b>145.10</b>
6x4	00319	11.6	<b>149.30</b>
6x5	00320	16.5	<b>241.90</b>
6	00306	13.6	<b>196.80</b>
8x3	00321	18.3	<b>410.00</b>
8x4	00322	21.7	<b>420.80</b>
8x5	00323	22.7	<b>490.20</b>
8x6	00324	24.1	<b>460.00</b>
8	00307	30.3	<b>797.90</b>

Size	*UPC# 611942-	Weight	List Price Each	Size	*UPC# 611942-	Weight	List Price Each
 <b>Part No. EZS 16 Two-Way Sanitary Tee</b>							
2x18	04872	7.8	<b>\$130.40</b>				
2x24	04451	10.4	<b>156.80</b>				
2x36	14095	13.7	<b>185.60</b>				
 <b>Part No. NH 30 Sanitary Cross</b>							
1½	00326	3.7	<b>\$50.00</b>				
2	00327	4.9	<b>60.30</b>				
3x2	00332	6.1	<b>83.00</b>				
3	00328	7.6	<b>92.90</b>				
4x2	00334	7.2	<b>118.50</b>				
4x3	00335	8.6	<b>143.00</b>				
4	00329	10.6	<b>176.00</b>				
5x4	00336	13.7	<b>262.40</b>				
6x4	00338	14.5	<b>254.20</b>				
6	00330	21.8	<b>383.90</b>				
8x4	00339	22.0	<b>615.00</b>				
8	00331	38.7	<b>886.60</b>				
 <b>Part No. NH 31 Sanitary Tee</b> [New Orleans Code, with 2" 90° Sanitary Inlet Above Center]							
3x3 w/LH	00341	6.8	<b>\$150.20</b>				
3x3 w/RH	00342	6.3	<b>150.20</b>				
4x4 w/LH	00345	8.7	<b>210.30</b>				
4x4 w/RH	00344	8.4	<b>210.30</b>				
 <b>Part No. NH 32 Sanitary Tee</b> [with 2" Right and Left Side Inlets]							
4x4 w/RH & LH	00358	10.9	<b>\$266.50</b>				
 <b>Part No. NH 32 B Sanitary Tee</b> [New Orleans Code, with 2" 45° Sanitary Inlet Above Center]							
3 w/2 LH	00362	8.3	<b>\$231.00</b>				
3 w/2 RH	00363	7.8	<b>231.00</b>				
3 w/2 RH & LH	00366	9.1	<b>447.50</b>				
4 w/2 LH	00365	10.7	<b>352.90</b>				
4 w/2 RH	00364	10.7	<b>352.90</b>				
 <b>Part No. NH 33 A Sanitary Cross</b> [New Orleans Code, with 2" 90° Sanitary Inlet Above Center]							
4	00382	10.7	<b>\$266.60</b>				
 <b>Part No. NH 33 C Sanitary Cross</b> [New Orleans Code, with 2" 90° Sanitary Inlets Right and Left Above Center]							
3 w/2RH & LH	00385	9.2	<b>\$246.20</b>				
4 w/2 RH & LH	00386	11.9	<b>309.50</b>				
 <b>Part No. NH 33 F Sanitary Cross</b> [New Orleans Code, with Two 2" 45° Sanitary Inlets Same Side]							
3	00389	10.2	<b>\$325.70</b>				
4	00390	13.6	<b>435.30</b>				
 <b>Part No. NH 33 G Sanitary Cross</b> [with 3" Vent and Two 2" 45° Inlets]							
4x3x4x2x2	00391	20.3	<b>\$628.00</b>				
 <b>Part No. NH 34 Sanitary Tapped Tee</b>							
1½x1¼	00402	2.3	<b>\$45.80</b>				
1½x1½	00403	2.5	<b>43.70</b>				
2x1¼	00404	2.8	<b>43.70</b>				
2x1½	00405	2.8	<b>38.70</b>				
2x2	00407	3.7	<b>44.50</b>				
3x1¼	00408	3.7	<b>54.50</b>				
3x1½	00409	3.5	<b>52.70</b>				
3x2	00412	4.8	<b>61.70</b>				
3x3	00413	6.9	<b>113.90</b>				
4x1¼	00414	3.9	<b>70.20</b>				
4x1½	00415	4.7	<b>54.70</b>				
4x2	00417	5.8	<b>62.00</b>				
4x3	00419	10.0	<b>101.60</b>				
5x1½	00420	6.5	<b>129.20</b>				
5x2	00421	8.8	<b>149.70</b>				
6x1½	00422	8.1	<b>147.30</b>				
6x2	00423	9.2	<b>155.90</b>				











Size	*UPC# 611942-	Weight	List Price Each	Size	*UPC# 611942-	Weight	List Price Each	
	<b>Part No. EZS 17</b> <b>2" x 22<sup>7</sup>/<sub>8</sub>" Extended Tapped Sanitary Tee</b>				<b>Part No. NH 35 B</b> <b>Double Vertical Sanitary Tapped Tee</b>			
2x1½	04454	9.5	<b>\$132.50</b>	2x1½	00441	4.8	<b>\$86.60</b>	
2x2	04455	9.0	<b>132.50</b>		<b>Part No. NH 36</b> <b>Test Tee <u>Less Brass Plug</u></b>			
	<b>Part No. EZS 27</b> <b>Sanitary Tapped Tee</b>			<b>IPSTAP</b>				
2x1½x31	04460	12.8	<b>\$298.90</b>	2	2	00443	2.8	<b>\$32.00</b>
2x2x31	04462	13.8	<b>298.90</b>	3	3	00444	5.6	<b>52.60</b>
	<b>Part No. NH 35</b> <b>Sanitary Tapped Cross</b>			4	4	00445	8.9	<b>92.30</b>
1½x1½	00426	3.4	<b>\$55.00</b>	5	5	00446	14.9	<b>189.80</b>
2x1¼	00427	3.8	<b>59.10</b>	6	6	00447	21.4	<b>201.80</b>
2x1½	00428	3.8	<b>53.90</b>	8	8	00448	33.1	<b>515.30</b>
2x2	00429	5.3	<b>63.90</b>	10	10	00449	56.2	<b>962.30</b>
3x1½	00431	4.4	<b>73.00</b>		<b>Part No. NH 36 S</b> <b>Test Tee with Southern Raised-Head Brass Plug Installed</b>			
3x2	00432	6.1	<b>82.60</b>	<b>IPSTAP</b>				
4x1½	00434	5.4	<b>91.10</b>	2	2	00473	3.1	<b>\$59.60</b>
4x2	00435	6.9	<b>116.70</b>	3	3	00474	6.1	<b>99.70</b>
	<b>Part No. EZS 18</b> <b>2" x 22<sup>7</sup>/<sub>8</sub>" Extended Tapped Sanitary Cross</b>			4	4	00475	10.0	<b>169.10</b>
2x1½	04456	11.1	<b>\$145.10</b>	5	5	00476	16.2	<b>310.90</b>
2x2	04457	11.8	<b>156.60</b>	6	6	00477	23.6	<b>454.40</b>
	<b>Part No. EZS 28</b> <b>Sanitary Tapped Cross</b>			8	8	04158	37.3	<b>867.20</b>
2x1½x31	04464	14.2	<b>\$298.90</b>		<b>Part No. NH 40</b> <b>Increaser-Reducer</b>			
2x2x31	04466	14.5	<b>308.60</b>	2x3	00491	3.3	<b>\$44.00</b>	
				2x4	00492	4.4	<b>75.50</b>	
				3x4	00493	5.0	<b>59.20</b>	

Test Tee with plugs installed can be ordered only as shown in the catalog. When ordering Test Tees with plugs other than Southern Code, please order the fitting less plug, then order the plug from the Plugs price sheet, page one.

Example:

Part No.	Quantity	Description
NH 36	4	4" Test Tee
PLG 410	4	4" Ohio Plug

When Test Tees with plugs other than Southern Code are ordered, the plugs will be packed separately in a burlap bag inside shipping crate.

Size	*UPC# 611942-	Weight	List Price Each	Size	*UPC# 611942-	Weight	List Price Each
	<b>Part No. NH 40 A Short Reducer</b>				<b>Part No. NH 42 B P Trap with 1/2" Tap in Heel</b>		
2x1½	00494	1.1	\$18.60	6	13917	32.5	\$584.50 <b>N</b>
3x1½	00495	1.6	29.90		<b>Part No. NH 43 P Trap with 1/2" Tap in Heel</b>		
3x2	00496	1.8	18.50	2	00531	5.0	\$84.70
4x2	00497	2.2	27.90	3	00532	10.8	134.10
4x3	00498	2.2	27.90	4	00533	15.3	235.50
5x2	00499	3.3	51.00		<b>Part No. EZS 9 P Trap with 1 1/2" Tapped Side Inlet</b>		
5x3	00500	3.6	52.00	2 LH	04446	6.3	\$90.70
5x4	00501	3.1	53.90	2 RH	04445	6.3	90.70
6x2	00502	4.0	77.00		<b>Part No. EZS 10 P Trap with 2" No-Hub Side Inlet</b>		
6x3	00503	3.9	75.10	2 LH	10883	6.4	\$98.60
6x4	00504	3.9	75.10	2 RH	10882	6.4	98.60
6x5	00505	4.3	77.00		<b>Part No. NH 44 P Trap with Tapped Inlet</b>		
8x2	00506	6.9	119.00	1½x1½	00537	3.0	\$74.60 <b>N</b>
8x3	00507	7.1	110.20	2x1½	00538	4.5	77.30
8x4	00508	7.8	115.90	2x2	00540	5.5	85.50
8x5	00509	7.4	130.90		<b>Part No. NH 44 A Deep Seal P Trap</b>		
8x6	00510	7.9	128.90	2	00541	7.0	\$87.50
10x4	00511	13.8	227.60	3	00542	10.9	140.90
10x6	00512	13.3	240.60	4	00543	18.0	223.80
10x8	00513	14.7	282.10		<b>Part No. NH 45 Running Trap with Vent</b>		
12x4	09610	18.4	471.10	4	00545	20.0	\$245.40
12x6	09611	18.0	504.60				
12x8	09612	17.1	519.00				
12x10	09613	18.9	527.60				
15x4	09614	33.0	1,017.40				
15x6	09615	32.3	960.50				
15x8	09616	32.2	1,105.20				
15x10	09617	31.8	1,145.40				
15x12	09618	30.4	1,122.50				
	<b>Part No. NH 42 P Trap</b>						
1½	00514	3.1	\$39.70				
2	00515	4.6	37.40				
3	00516	8.4	82.00				
4	00517	15.7	145.10				
6	00518	32.8	351.80				
2x12 Long	00519	6.2	100.00				
2x18 Long	00520	8.0	124.80				
	<b>Part No. NH 42 A P Trap, Reducing</b>						
3x2	12030	9.0	\$186.80 <b>N</b>				

**N = Non-stock item; Contact customer service for availability.**




Size	*UPC# 611942-	Weight	List Price Each	Size	*UPC# 611942-	Weight	List Price Each
	<b>Part No. NH 45 A Running Trap with Double Vent</b>						
4	00546	20.7	<b>\$309.90</b>				
	<b>Part No. EZS 13 45° Vented Tub Wye</b>						
2	04447	10.0	<b>\$164.40</b>				
	<b>Part No. EZS 38 Vented Tub Wye</b>						
2x15	04467	9.5	<b>\$164.30</b>				
2x29½	04474	14.0	<b>\$269.70</b>				
	<b>Part No. EZS 38 L Vented Tub Wye (Left Hand)</b>						
2	04469	9.4	<b>\$176.10</b>				
	<b>Part No. EZS 38 R Vented Tub Wye (Right Hand)</b>						
2	04468	9.0	<b>\$176.10</b>				
	<b>Part No. NH 48 Tapped Adapters</b>						
1½x1½	00554	1.2	<b>\$28.50</b>				
2x1¼	00555	1.0	<b>\$39.30</b>				
2x1½	00556	0.9	<b>\$29.50</b>				
2x2	00557	1.7	<b>\$29.50</b>				
3x2	00560	1.2	<b>\$30.80</b>				
	<b>Part No. NH 50 Blind Plug</b>						
1½	00561	0.6	<b>\$12.80</b>				
2	00562	0.6	<b>\$12.90</b>				
3	00563	1.1	<b>\$18.60</b>				
4	00564	2.0	<b>\$29.50</b>				
5	00565	2.9	<b>\$53.90</b>				
6	00566	3.2	<b>\$56.30</b>				
8	00567	6.3	<b>\$149.50</b>				
10	00568	12.7	<b>\$220.40</b>				
12	09623	17.9	<b>\$349.20</b>				
15	09624	30.4	<b>\$599.60</b>				


**N = Non-stock item; Contact customer service for availability.**


Tapped Ferrule with plugs installed can be ordered only as shown in the catalog. When ordering Tapped Ferrules with plugs other than Southern Code, please order the fitting less plug, then order the plug from the Plugs price sheet.  
Example:


Part No.	Quantity	Description
NH 52	4	4" Tapped Ferrule
PLG 410	4	3½" Ohio Plug


When Tapped Ferrule with plugs other than Southern Code are ordered, the plugs will be packed separately in a burlap bag inside the shipping crate.

	<b>Part No. NH 52 Tapped Ferrule <u>Less Brass Plug</u></b>				
<b>IPS TAP</b>					
2	1½	00570	0.9	<b>\$24.20</b>	
3	2½	00571	1.9	<b>\$27.60</b>	
4	3½	00572	2.4	<b>\$30.70</b>	
5	4	00573	6.0	<b>\$72.80</b>	
6	5	00574	7.8	<b>\$68.70</b>	
8	6	00575	11.4	<b>\$165.70</b>	

	<b>Part No. NH 52 S Tapped Ferrule with Southern Raised-Head Brass Plug Installed</b>				
<b>IPS TAP</b>					
2	1½	00597	1.0	<b>\$52.00</b>	
3	2½	00598	2.3	<b>\$66.30</b>	
4	3½	00599	3.1	<b>\$91.10</b>	
5	4	00600	6.9	<b>\$143.00</b>	
6	5	00601	9.1	<b>\$190.10</b>	
8	6	00602	13.7	<b>\$418.40</b>	

	<b>Part No. NH 53 Single Two-Way Cleanout</b>				
4	00617	15.8	<b>\$261.60</b>		

	<b>Part No. NH 53 A Double Two-Way Cleanout</b>				
4	00618	15.4	<b>\$239.60</b>		

	<b>Part No. NH 54 Two-Way Baffle Cleanout</b>				
3x3x4	12032	15.1	<b>\$343.80 N</b>		
4x4x4	12033	24.2	<b>\$32.90</b>		



Size	*UPC# 611942-	Weight	List Price Each	Size	*UPC# 611942-	Weight	List Price Each
------	------------------	--------	--------------------	------	------------------	--------	--------------------



**Part No. NH 56**  
**Notched and Slotted Closet Collar**

**Connects To**

4x3x3½	3" Pipe	00620	3.3	<b>\$52.80</b>
4x3x8	3" Pipe	04777	6.0	<b>115.60</b>
4x4x4	4" Pipe	04762	4.8	<b>61.70</b>
4x4x8	4" Pipe	00621	7.2	<b>148.60</b>



**Part No. NH 57**  
**Horizontal Twin Tapped Tee**

3x1½		00622	7.1	<b>\$151.40</b>
4x1½		00623	7.5	<b>153.00</b>



Illustration Shows Left Hand

**Part No. NH 457**  
**Vented Closet Tee with 2" Top Vent**  
(Left Hand or Right Hand; Designed for use below the floor; Fitting does not require a baffle.)

4x4x2x4 LH		00626	11.9	<b>\$205.50</b>
4x4x2x4 RH		00625	11.6	<b>205.50</b>



Illustration Shows Left Hand

**Part No. NH 458**  
**Vented Closet Tee with 2" Top Vent and 2" Side Inlet**  
(Left Hand or Right Hand; Designed for use below the floor; Fitting does not require a baffle.)

4x4x2x2x4 LH		00628	12.3	<b>\$245.00</b>
4x4x2x2x4 RH		00627	12.1	<b>245.00</b>



Gray Area Indicates A Baffle

**Part No. NH 463**  
**Vented Closet Cross with Top Vent**  
(Designed for use below the floor; Fitting has a baffle.)

4x4x2x4x4		00631	15.2	<b>\$289.00</b>
-----------	--	-------	------	-----------------



Gray Area Indicates A Baffle

**Part No. NH 464**  
**Vented Closet Cross with 2" Top Vent and 2" Side Inlet**  
(Designed for use below the floor; Fitting has a baffle.)

4x4x2x2x4x4		00633	15.4	<b>\$330.10</b>
-------------	--	-------	------	-----------------



Top View

Fitting Has A Baffle

**Part No. NH 502**  
**No-Hub Prison Fitting with 2" Top Vent with or without 2" 45° Tap**  
(Designed for use above the floor; Baffle helps prevent passage of contraband between cells; 12" Laying Length)

4	Less Tap	00639	22.2	<b>\$788.60</b>
4	With Tap	00640	21.8	<b>826.00</b>
4x3	Less Tap	11119	23.5	<b>979.20</b>
4x3	With Tap	11120	22.9	<b>1,025.60</b>

**Part No. EZS 50\***  
**10" Closet Fitting with 2" Inlet**

(Double, Left Hand or Right Hand; Designed for use below the floor; Fitting does not have a baffle.)

FLOOR / CEILING



Illustration Shows Left Hand

4	EZS 50 D**	04484	13.4	<b>\$371.90</b>
4	EZS 50 L	04476	12.2	<b>262.60</b>
4	EZS 50 R	04477	12.2	<b>262.60</b>

**Part No. EZS 51\***  
**10" Closet Fitting with 2" Inlet and 2" Side Inlet**

(Double, Left Hand or Right Hand; Designed for use below the floor; Fitting does not have a baffle.)

FLOOR / CEILING



Illustration Shows Left Hand

4	EZS 51 D**	04424	13.9	<b>\$422.90</b>
4	EZS 51 L	04425	12.5	<b>313.90</b>
4	EZS 51 R	04473	12.6	<b>313.90</b>

\*When ordering please specify Double, Left or Right.

\*\*Double closet fitting does not have a baffle.

Size	*UPC# 611942-	Weight	List Price Each	Size	*UPC# 611942-	Weight	List Price Each
------	------------------	--------	--------------------	------	------------------	--------	--------------------

For use with EZS50 thru 800 Series fittings.  
Specify Plain, Double, Left or Right

Note: Our crossovers are designed for use with EZS starter fittings, that is for the vent and stack centerline to be 6½"



**Part No. EZS 7**  
**2" Vent Cross-Over Plain**  
(No Inlets)

2x18¾	04429	8.1	\$100.00
-------	-------	-----	----------



**Part No. EZS 7 D**  
**2" Vent Cross-Over Double**  
(2 Inlets)

2x18¾	04430	8.1	\$125.60
-------	-------	-----	----------



**Part No. EZS 7 L**  
**2" Vent Cross-Over**  
**Left Hand Inlet**

2x18¾	04431	8.2	\$107.90
-------	-------	-----	----------



**Part No. EZS 7 R**  
**2" Vent Cross-Over**  
**Right Hand Inlet**

2x18¾	04432	8.3	\$107.90
-------	-------	-----	----------

**How To Determine Right Or Left Hand Fitting**

With the vented end toward you, hold the fitting so that you are looking into its length with the curved side up. If the vent is on your left side, it is a Left hand fitting. If the vent is on your right side, it is a Right hand fitting.



**Part No. EZS 1**  
**Figure One**

2x1½	04761	4.5	\$88.40
------	-------	-----	---------



**Part No. NH 25**  
**Figure Five Double Fixture Fitting**

2	12027	6.0	\$85.80
3	10222	12.5	213.50
3x2x3x3 Reducing	12028	10.8	206.90 N
4	10223	22.3	347.40
4x2x4x4 Reducing	12029	19.5	330.90 N

Part No.	Size	*UPC# 611942-	Weight	List Price Each
----------	------	------------------	--------	--------------------




**Part No. EZS 6\***  
**Figure Six**  
(Double, Left Hand or Right Hand;  
Designed for use below the floor;  
Double fitting has a baffle.)

EZS 6 D	3x2	12086	13.0	\$382.00 N
EZS 6 D	4x2	12089	23.1	400.70 N
EZS 6 L	3x2	12084	11.4	201.60 N
EZS 6 L	4x2	12087	18.0	229.60 N
EZS 6 R	3x2	12085	11.4	201.60 N
EZS 6 R	4x2	12088	18.0	229.60 N



**Part No. EZS 8\***  
**Figure Eight**  
(Double, Left Hand or Right Hand;  
Designed for use below the floor;  
Double fitting has a baffle.)

EZS 8 D	3x2	12092	13.0	\$586.40 N
EZS 8 L	3x2	12090	12.5	311.70 N
EZS 8 L	4x2	12093	19.8	432.10 N
EZS 8 R	3x2	12091	12.5	311.70 N
EZS 8 R	4x2	12094	19.8	432.10 N



**Part No. EZS 8 A**  
**Figure Eight Double Fixture**  
**Fitting, Extended**


EZS 8 A	4x2	12031	22.3	\$586.40 N
---------	-----	-------	------	------------

**N = Non-stock item; Contact customer service for availability.**

**\*When ordering please specify Double, Left or Right.**

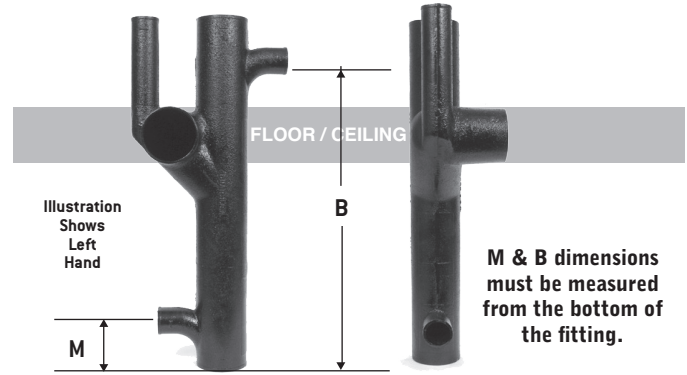
Part No.	Size	M Inlet	B Inlet	*UPC# 611942-	Weight	List Price Each	Part No.	Size	M Inlet	B Inlet	*UPC# 611942-	Weight	List Price Each
----------	------	---------	---------	---------------	--------	-----------------	----------	------	---------	---------	---------------	--------	-----------------

**Part No. EZS 100\***  
**16" Closet Fitting with 2" Inlets**  
(Double, Left Hand or Right Hand; Designed for use below the floor.)



	M Inlet	B Inlet				
EZS 100 D 4x16	5	5	04505	25.0	<b>\$362.00</b>	<b>N</b>
EZS 100 L 4x16	5	5	04497	20.1	<b>307.10</b>	<b>N</b>
EZS 100 R 4x16	5	5	04489	21.7	<b>307.10</b>	<b>N</b>

**Part No. EZS 400\***  
**30" Closet Fitting with or without 2" Inlets**  
(Double, Left Hand or Right Hand; Designed for use in the floor.)



	M Inlet	B Inlet				
EZS 400 D 4x30	0	0	04630	33.0	<b>\$643.00</b>	<b>N</b>
EZS 400 D 4x30	0	6½	04628	33.9	<b>698.20</b>	<b>N</b>
EZS 400 D 4x30	0	12	04627	39.6	<b>698.20</b>	<b>N</b>
EZS 400 D 4x30	4	0	04622	33.8	<b>643.00</b>	<b>N</b>
EZS 400 D 4x30	6½	0	04614	34.3	<b>643.00</b>	<b>N</b>
EZS 400 D 4x30	6½	26½	04607	39.0	<b>698.20</b>	<b>N</b>
EZS 400 D 4x30	12	0	04606	34.5	<b>698.20</b>	<b>N</b>
EZS 400 D 4x30	12	26½	04599	33.4	<b>698.20</b>	<b>N</b>

EZS 400 L 4x30	0	0	04598	30.8	<b>595.60</b>	<b>N</b>
EZS 400 L 4x30	0	6½	04596	34.2	<b>595.60</b>	<b>N</b>
EZS 400 L 4x30	0	12	04595	37.8	<b>595.60</b>	<b>N</b>
EZS 400 L 4x30	0	26½	04591	32.2	<b>595.60</b>	<b>N</b>
EZS 400 L 4x30	4	0	04590	31.9	<b>595.60</b>	<b>N</b>
EZS 400 L 4x30	4	26½	04583	34.0	<b>661.40</b>	<b>N</b>
EZS 400 L 4x30	6½	0	04582	32.0	<b>595.60</b>	<b>N</b>
EZS 400 L 4x30	6½	6½	04580	36.2	<b>661.40</b>	<b>N</b>
EZS 400 L 4x30	6½	26½	04575	36.8	<b>661.40</b>	<b>N</b>
EZS 400 L 4x30	12	0	04574	31.5	<b>595.60</b>	<b>N</b>
EZS 400 L 4x30	12	26½	04567	35.7	<b>661.40</b>	<b>N</b>

EZS 400 R 4x30	0	0	04566	30.6	<b>595.60</b>	<b>N</b>
EZS 400 R 4x30	0	6½	04564	34.5	<b>595.60</b>	<b>N</b>
EZS 400 R 4x30	0	12	04563	37.1	<b>595.60</b>	<b>N</b>
EZS 400 R 4x30	0	26½	04559	31.5	<b>595.60</b>	<b>N</b>
EZS 400 R 4x30	4	0	04558	32.0	<b>595.60</b>	<b>N</b>
EZS 400 R 4x30	4	26½	04551	28.9	<b>661.40</b>	<b>N</b>
EZS 400 R 4x30	6½	0	04550	31.6	<b>595.60</b>	<b>N</b>
EZS 400 R 4x30	6½	6½	04548	35.4	<b>661.40</b>	<b>N</b>
EZS 400 R 4x30	6½	26½	04543	33.3	<b>661.40</b>	<b>N</b>
EZS 400 R 4x30	12	0	04542	32.3	<b>595.60</b>	<b>N</b>
EZS 400 R 4x30	12	26½	04536	28.5	<b>640.50</b>	<b>N</b>

\*When ordering please specify Double, Left or Right.

**N = Non-stock item; Contact customer service for availability.**

Part No.	Size	A Inlet	B Inlet	*UPC# 611942-	Weight	List Price Each	Part No.	Size	A Inlet	B Inlet	*UPC# 611942-	Weight	List Price Each
----------	------	---------	---------	---------------	--------	-----------------	----------	------	---------	---------	---------------	--------	-----------------

**Part No. EZS 700**

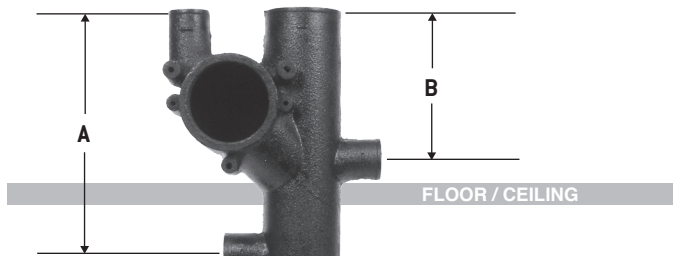
**Threaded Starter Fitting with or without 2" No-Hub Inlets**  
(Double, Left Hand or Right Hand; Designed for use above the floor with back-outlet water closets; Double starter fittings have a baffle.)



Illustration Shows Left Hand



Illustration Shows Double



Stack 4"  
Waste 4"  
Vent 2"  
Optional Openings 2"  
Length 28"

A & B Dimensions must be measured from the top of the fitting.

	A Inlet	B Inlet				
EZS 700 D <sup>‡</sup> 4x28	0	0	04948	35.5	<b>\$733.70</b>	
EZS 700 D <sup>‡</sup> 4x28	0	8½	04936	36.4	<b>733.70</b>	
EZS 700 D <sup>‡</sup> 4x28	23½	8½	04738	42.0	<b>910.50 N</b>	
<hr/>						
EZS 700 L 4x28	0	0	04941	30.2	<b>614.50</b>	
EZS 700 L 4x28	0	8½	04937	31.3	<b>614.50</b>	
EZS 700 L 4x28	14	8½	04734	36.3	<b>851.00 N</b>	
EZS 700 L 4x28	23½	8½	04731	36.2	<b>634.50 N</b>	
<hr/>						
EZS 700 R 4x28	0	0	04939	30.3	<b>614.50</b>	
EZS 700 R 4x28	0	8½	04938	30.8	<b>614.50</b>	
EZS 700 R 4x28	14	8½	04727	35.3	<b>851.00 N</b>	
EZS 700 R 4x28	23½	8½	04730	32.4	<b>634.50 N</b>	

**Note:** Trim package not included in price of fitting. See trim packages on page 14.

‡ Double starter fitting has a baffle.

**N = Non-stock item; Contact customer service for availability.**

**Part No. EZS 800**


**Threaded Starter Fitting with or without 2" No-Hub Inlets**  
(Double, Left Hand or Right Hand; Designed for use above the floor with back-outlet water closets; Double starter fittings have a baffle.)



Illustration Shows Right Hand



Illustration Shows Double



Stack 4"  
Waste 4"  
Vent 2"  
Optional Openings 2"  
Length 28"

A & B Dimensions must be measured from the top of the fitting.

	A Inlet	B Inlet				
EZS 800 D <sup>‡</sup> 4x28	16	0	04746	36.2	<b>\$733.70</b>	
EZS 800 D <sup>‡</sup> 4x28	16	8½	04745	36.5	<b>870.80</b>	
<hr/>						
EZS 800 L 4x28	16	0	04772	31.0	<b>634.50</b>	
EZS 800 L 4x28	16	8½	04742	31.5	<b>648.50</b>	
<hr/>						
EZS 800 R 4x28	16	0	04773	31.1	<b>634.50</b>	
EZS 800 R 4x28	16	8½	04744	32.3	<b>648.50</b>	

**Note:** Trim package not included in price of fitting. See trim packages on page 14.

‡ Double starter fitting has a baffle.

Part No.	Size	A Inlet	B Inlet	*UPC# 611942-	Weight	List Price Each	Part No.	Size	A Inlet	B Inlet	*UPC# 611942-	Weight	List Price Each
----------	------	---------	---------	---------------	--------	-----------------	----------	------	---------	---------	---------------	--------	-----------------

**Part No. EZS 710**  
**No-Hub Starter Fitting with or without 2" No-Hub Inlets**  
(Double, Left Hand or Right Hand; Designed for use above the floor with back-outlet water closets; Double starter fittings have a baffle.)

Top View

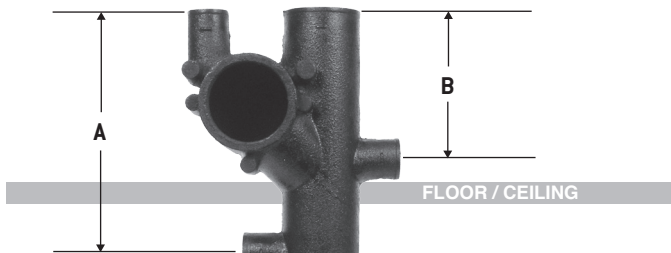


Illustration Shows Left Hand

Top View



Illustration Shows Double



A & B Dimensions must be measured from the top of the fitting.

Stack 4"  
Waste 4"  
Vent 2"  
Optional Openings 2"  
Length 28"

		A Inlet	B Inlet			
EZS 710 D <sup>‡</sup>	4x28	0	0	11032	36.3	<b>\$733.70</b>
EZS 710 D <sup>‡</sup>	4x28	0	8½	11033	37.0	<b>733.70</b>
EZS 710 D <sup>‡</sup>	4x28	23½	8½	11034	42.0	<b>910.50 N</b>
EZS 710 L	4x28	0	0	11028	28.6	<b>614.50</b>
EZS 710 L	4x28	0	8½	11029	26.8	<b>614.50</b>
EZS 710 L	4x28	14	8½	11030	36.3	<b>716.90 N</b>
EZS 710 L	4x28	23½	8½	11031	37.6	<b>716.90 N</b>
EZS 710 R	4x28	0	0	11024	31.4	<b>614.50</b>
EZS 710 R	4x28	0	8½	11025	34.0	<b>614.50</b>
EZS 710 R	4x28	14	8½	11026	35.3	<b>716.90 N</b>
EZS 710 R	4x28	23½	8½	11027	36.7	<b>716.90 N</b>

Note: Not designed for use with trim package.  
‡ Double starter fitting has a baffle.

**N = Non-stock item; Contact customer service for availability.**

**Part No. EZS 810**  
**No-Hub Starter Fitting with or without 2" No-Hub Inlets**  
(Double, Left Hand or Right Hand; Designed for use above the floor with back-outlet water closets; Double starter fittings have a baffle.)

Top View

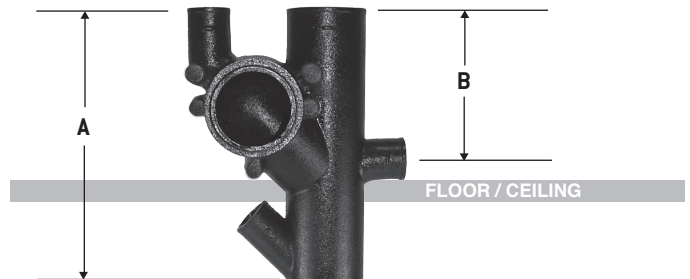


Illustration Shows Left Hand

Top View



Illustration Shows Double



A & B Dimensions must be measured from the top of the fitting.

Stack 4"  
Waste 4"  
Vent 2"  
Optional Openings 2"  
Length 28"

		A Inlet	B Inlet			
EZS 810 D <sup>‡</sup>	4x28	16	0	11022	42.0	<b>\$733.70</b>
EZS 810 D <sup>‡</sup>	4x28	16	8½	11023	44.0	<b>870.80</b>
EZS 810 L	4x28	16	0	11020	31.7	<b>634.50</b>
EZS 810 L	4x28	16	8½	11021	32.6	<b>648.50</b>
EZS 810 R	4x28	16	0	11018	32.6	<b>634.50</b>
EZS 810 R	4x28	16	8½	11019	32.7	<b>648.50</b>

Note: Not designed for use with trim package.  
‡ Double starter fitting has a baffle.

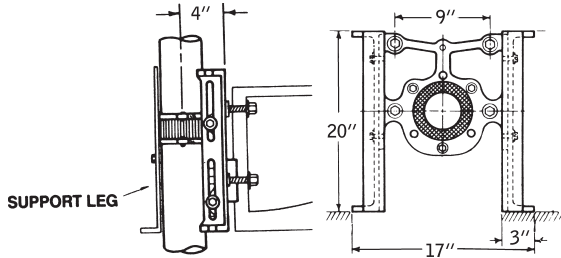


*UPC# 611942-	Weight	List Price Each	*UPC# 611942-	Weight	List Price Each
------------------	--------	--------------------	------------------	--------	--------------------

**Part No. EZS 22**

**Trim Package: Support Frame Assembly**

(Weight capacity for the EZS 22 Support Frame is 500 pounds maximum.)



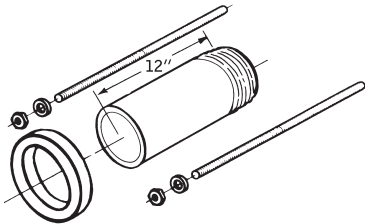
- 1—FRAME
- 1—LEFT LEG
- 1—RIGHT LEG
- 1—SUPPORT LEG (used for single only)
- 5— $\frac{1}{2}$ " x  $1\frac{1}{4}$ " BOLTS
- 5— $\frac{1}{2}$ " FLAT WASHERS

04757	24.0	<b>\$326.60</b>
-------	------	-----------------

**Part No. EZS 23**

**Trim Package: Floor-Mounted Back-Outlet Assembly**

(Note: Not to be used with Part No. EZS 22 Support Frame Assembly)



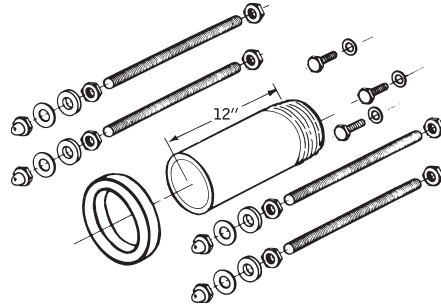
- 1—4" PVC Sch. 80 NIPPLE with TEST CAP
- 1—BOWL GASKET
- 2— $\frac{5}{16}$ " x 12" RODS
- 2— $\frac{5}{16}$ " HEX NUTS
- 2— $\frac{5}{16}$ " FLAT WASHERS
- 2— $\frac{5}{16}$ " CAP NUTS

04759	2.8	<b>\$136.00</b>
-------	-----	-----------------

**Part No. EZS 24**

**Trim Package: Wall-Hung Back-Outlet Assembly**

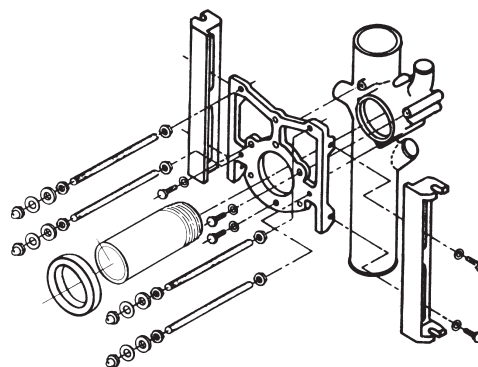
(To be used with Part No. EZS 22 Support Frame Assembly)



- 1—4" PVC Sch. 80 NIPPLE with TEST CAP
- 1—BOWL GASKET
- 4— $\frac{5}{8}$ " x 12" RODS
- 4— $\frac{5}{8}$ " CHROME CAP NUTS
- 8— $\frac{5}{8}$ " JAM NUTS
- 4— $\frac{5}{8}$ " FLAT WASHERS
- 4— $\frac{5}{8}$ " FIBER WASHERS
- 3— $\frac{3}{8}$ " x  $1\frac{1}{2}$ " BOLTS FOR FACEPLATE
- 3— $\frac{3}{8}$ " FLAT WASHERS
- 4— $\frac{5}{8}$ " STAR WASHERS

04758	2.8	<b>\$271.40</b>
-------	-----	-----------------

**Exploded View of Support  
Assembly Hardware**



EZS 22 and EZS 24 Assemblies Illustrated

**Note: Dimensions and tolerances for No-Hub pipe and fittings are published in Charlotte Pipe’s Cast Iron Dimensional Catalog and also Charlotte Pipe’s Cast Iron Technical Manual.**

**TEN FOOT PIPE BUNDLES NO-HUB PIPE**

Size	Pieces	Weight	Height
1½ x 10	72	2052	12"
2 x 10	54	1906	11"
3 x 10	36	1944	14"
4 x 10	27	2052	17"
5 x 10	24	2342	20"
6 x 10	18	2120	23"
8 x 10	8	1367	22"
10 x 10	6	1528	26"
12 x 10	6	1908	29"
15 x 10	2	985	19"

**Weights are approximate and are for shipping purposes only.**

**All products manufactured by Charlotte Pipe and Foundry Company are proudly made in the U.S.A.**

**CHARLOTTE® CAST IRON SOIL PIPE AND FITTINGS  
SPECIFICATIONS**

**This is to certify that products manufactured by Charlotte Pipe and Foundry, Cast Iron Division, are manufactured in the United States and conform to the following standards:**

**NO-HUB (HUBLESS) PIPE AND FITTINGS**

All cast iron soil pipe and fittings shall be marked with the collective trademark of the Cast Iron Soil Pipe Institute (CISPI).  
CISPI Standard 301  
ASTM A 888  
Listed by NSF® International to the UP Code  
ISO 9001:2015 Certified

**NO-HUB (HUBLESS) COUPLINGS**

Cast Iron Soil Pipe Institute Standard No. 310  
ASTM C 1277  
Certified by NSF® International

**NO-HUB (HUBLESS) HEAVY DUTY COUPLINGS**

ASTM C 1540  
Factory Mutual 1680

**Charlotte Pipe products are manufactured to the applicable ASTM standard. Charlotte Pipe and Foundry cannot accept responsibility for the performance, dimensional accuracy, or compatibility of pipe, fittings, gaskets, or couplings not manufactured or sold by Charlotte Pipe and Foundry.**



## TERMS AND CONDITIONS OF SALE

Terms and Conditions of Sale can be found at [https://charlottepipe.com/terms\\_and\\_conditions.aspx](https://charlottepipe.com/terms_and_conditions.aspx)

### LIMITED WARRANTY

Charlotte Pipe and Foundry Company® (Charlotte Pipe®) Products are warranted to be free from manufacturing defects and to conform to currently applicable ASTM standards for a period of five (5) years from date of delivery. Buyer's remedy for breach of this warranty is limited to replacement of, or credit for, the defective product. This warranty excludes any expense for removal or reinstallation of any product and any other incidental, consequential, or punitive damages. **This limited warranty is the only warranty made by seller and is expressly in lieu of all other warranties, express and implied, including any warranties of merchantability and fitness for a particular purpose.** No statement, conduct or description by Charlotte Pipe or its representative, in addition to or beyond this Limited Warranty, shall constitute a warranty. This Limited Warranty may only be modified in writing signed by an officer of Charlotte Pipe.

This Limited Warranty will not apply if:

- 1) The Products are used for purposes other than their intended purpose as defined by local plumbing and building codes, and the applicable ASTM standard.
- 2) The Products are not installed in good and workmanlike manner consistent with normal industry standards; installed in compliance with the latest instructions published by Charlotte Pipe and good plumbing practices; and installed in conformance with all applicable plumbing, fire and building code requirements.
- 3) This limited warranty does not apply when the products of Charlotte Pipe are used with the products of other manufacturers that do not meet the applicable ASTM or CISPI standards or that are not marked in a manner to indicate the entity that manufactured them.
- 4) In hubless cast iron installations, this warranty will not apply if products are joined with unshielded hubless couplings. Charlotte Pipe requires that its hubless cast iron pipe and fittings be joined only with shielded hubless couplings manufactured in accordance with CISPI 310, ASTM C 1277 and certified by NSF® International or with Heavy Duty Couplings meeting ASTM C 1540.
- 5) The Products fail due to defects or deficiencies in design, engineering, or installation of the piping system of which they are a part.
- 6) The Products have been the subject of modification; misuse; misapplication; improper maintenance or repair; damage caused by the fault or negligence of anyone other than Charlotte Pipe; or any other act or event beyond the control of Charlotte Pipe.
- 7) The Products fail due to the freezing of water in the Products.
- 8) The Products fail due to contact with chemical agents, fire stopping materials, thread sealant, plasticized vinyl products, or other aggressive chemical agents that are not compatible.
- 9) Pipe outlets, sound attenuation systems or other devices are permanently attached to the surface of Charlotte® PVC, ABS or CPVC products with solvent cement or adhesive glue.

Charlotte Pipe products are manufactured to the applicable ASTM or CISPI standard. Charlotte Pipe and Foundry **cannot** accept responsibility for the performance, dimensional accuracy, or compatibility of pipe, fittings, gaskets, or couplings not manufactured or sold by Charlotte Pipe and Foundry.

This Limited Warranty will not apply unless written notice of a claim is mailed to Charlotte Pipe at the address below within 30 days of discovery of the allegedly defective product.

Any Charlotte Pipe products alleged to be defective **must** be made available to Charlotte Pipe at the following address for verification, inspection and determination of cause:

Charlotte Pipe and Foundry Company  
Attention: Technical Services  
2109 Randolph Road  
Charlotte, North Carolina 28207

**Purchaser must obtain a return materials authorization** and instructions for return shipment to Charlotte Pipe of any product claimed defective or shipped in error.

Any Charlotte Pipe product **proved** to be defective in manufacture will be replaced F.O.B. point of original delivery, or credit will be issued, at the discretion of Charlotte Pipe.

5/19/23

Charlotte, Charlotte Pipe and "You can't beat the system" are registered trademarks of Charlotte Pipe and Foundry Company.